

Multiplex STD diagnostic kits




- the best method for **fast** screening of **wide range** of STD pathogens
- **open** for various instruments – Rotor-Gene Q (Qiagen), iCycler/iQ/CFX96 (Bio-Rad), Mx3000P/3005P (Stratagene), SmartCycler (Cepheid), ABI® 7300/7500/StepOne Plus and many others
- included internal control allows to **check DNA extraction efficiency** as well as **amplification process**



Multiplex STD kits features

- significant **cost reduction** per one pathogen detection
- simultaneous detection of up to **4 targets** in **1 tube**
- universal amplification profile – **time saving** laboratory workflow

List of STD multiplex PCR kits

Detected pathogens	Detection	Detecting channels					
		FAM/ Green	JOE/ Yellow	ROX/ Orange	Cy5/ Red	Cy5.5/ Crimson	
<i>Ch. trachomatis</i> • <i>Ureaplasma</i>	CE	Real-Time	●	●	●		
<i>Ch. trachomatis</i> • <i>Ureaplasma</i> • <i>M. hominis</i>	CE	Real-Time	●	●	●	●	
<i>Ch. trachomatis</i> • <i>Ureaplasma</i> • <i>M. genitalium</i>	CE	Real-Time	●	●	●	●	
<i>Ch. trachomatis</i> • <i>Ureaplasma</i> • <i>M. genitalium</i> • <i>M. hominis</i>	CE	Real-Time	●	●	●	●	●
<i>Ch. trachomatis</i> • <i>N. gonorrhoeae</i> • <i>M. genitalium</i> • <i>T. vaginalis</i>	CE	Real-Time	●	●	●	●	●
<i>Ch. trachomatis</i> • <i>T. vaginalis</i> • <i>N. gonorrhoeae</i>	CE	Real-Time	●	●	●	●	
<i>Ch. trachomatis</i> • <i>N. gonorrhoeae</i> • <i>M. genitalium</i>	CE	Real-Time	●	●	●	●	
Florocenosis • <i>Bacterial vaginosis</i>	CE	Real-Time	●	●	●	●	
Florocenosis • <i>Mycoplasma</i>	CE	Real-Time	●	●	●	●	
Florocenosis • <i>Candida</i> 	CE	Real-Time	●	●	●	●	●
Florocenosis • <i>Aerobes</i> 	CE	Real-Time	●	●	●	●	
<i>G. vaginalis</i> • <i>Lactobacillus species</i>	RUO	Real-Time	●	●			
<i>C. albicans</i> • <i>C. glabrata</i> • <i>C. krusei</i>	CE	Real-Time	●	●	●	●	
<i>N. gonorrhoeae</i> • <i>T. vaginalis</i> 	CE	Real-Time	●	●	●		